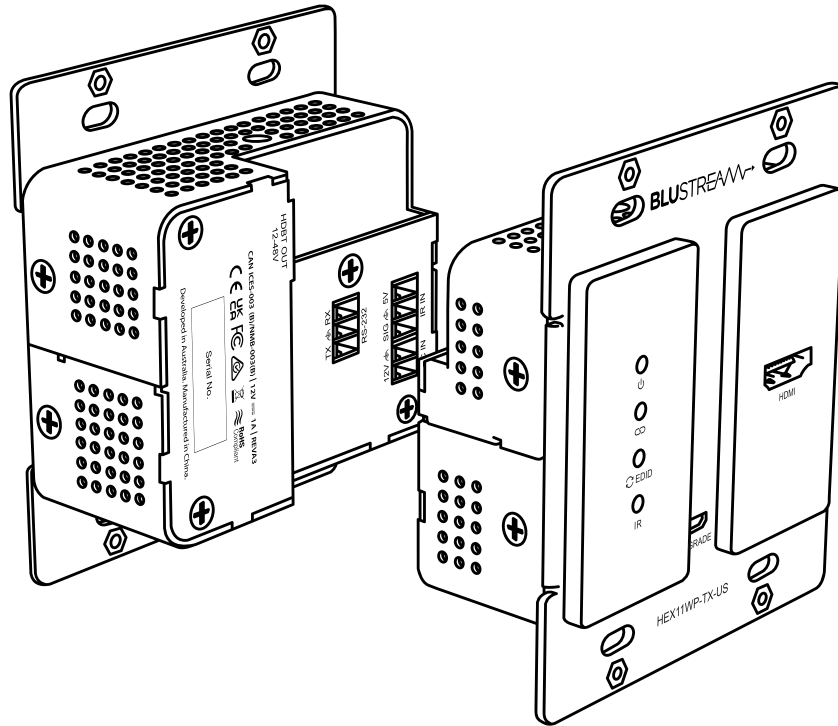


# HEX11WP-TX-US

## Quick Reference Guide



## Introduction

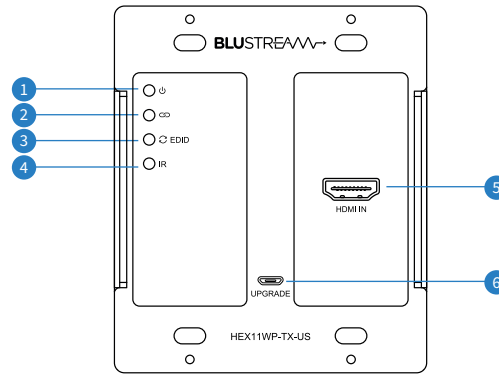
Our HEX11WP-TX-US HDMI Wall Plate HDBaseT™ Transmitter is a 4K solution that extends HDMI up to 70m at 1080p (40m at 4K 60Hz 4:2:0). The HEX11WP-TX-US has been designed to work with all Blustream HDBaseT™ receiver and matrix solutions, be installed in US Decora style backboxes and can be powered locally, or from compatible Blustream HDBaseT™ products.

### FEATURES:

- Advanced HDBaseT™ technology offering distribution of video and audio over a single CAT cable
- Supports 4K UHD video up to 40m (3840 x 2160 @30Hz 4:4:4, 4096 x 2160 @24Hz 4:4:4, and 4K @60Hz 4:2:0)
- Extends HDMI at 1080p up to a distance of 70m
- Smart EDID function automatically limits EDID to within HDBaseT™ specification to improve compatibility
- Supports bitstream passthrough of multichannel surround sound including object-based audio formats in line with HDMI specifications
- Supports 12V-48V PoC from compatible Blustream HDBaseT™ receiver / matrix products
- Bi-directional RS-232 pass-through
- Supports IR pass-through to HDBaseT™ device
- Compatible with all Blustream HDBaseT™ receiver / matrix products\*
- Magnetic faceplate surround and US Decora style backbox compatibility
- HDCP 2.2 support

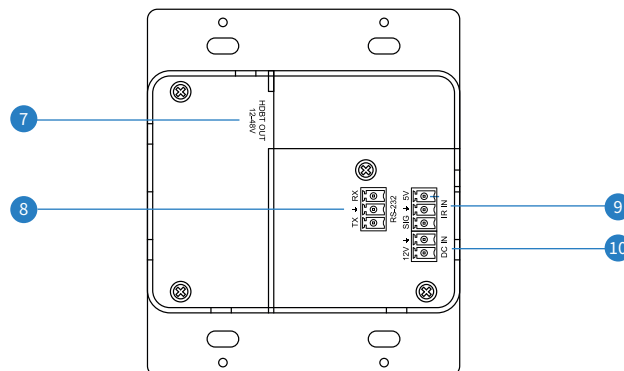
\*Technical performance is subject to the features supported on the connected HDBaseT™ device

## Front Panel Description



- 1 Power Status Indicator - Illuminates when powered
- 2 HDBaseT™ Link Status Indicator - Illuminates when the transmitter is connected to a HDBaseT™ receiver / matrix product successfully
- 3 EDID Selection Button – Cycle through 2 EDID modes - see EDID Management below
- 4 IR Receiver - Built-in IR sensor for IR pass-through
- 5 HDMI Input - Type A HDMI port to connect HDMI source
- 6 Upgrade Port - Micro USB connection used for firmware upgrade. (Note: requires supplied USB serial cable)

## Rear Panel Description



- 7 HDBaseT™ Output - RJ45 HDBaseT™ port to connect to the HDBaseT™ input port of the compatible Blustream HDBaseT™ receiver / matrix device
- 8 RS-232 - 3-pin Phoenix connector for RS-232 pass-through to / from compatible Blustream HDBaseT™ device
- 9 IR Receiver Input - 3-pin Phoenix connector to connect to Blustream IR receiver (not supplied)
- 10 12V DC Input - 2-pin Phoenix connector to connect to Blustream 12V power supply (supplied)

Product supports PoC to Blustream HDBaseT™ Receiver products. HPD (Hot Plug Detect) is not live until HDMI source is connected to the wall plate. This feature can be used for 12V trigger on Blustream SW41HDBT Switcher

**Note:** When the HEX11WPW-TX is powered locally, PoC can be used to power a compatible Blustream receiver. HPD (Hot Plug Detect) is only active when an HDMI source device is connected to the HEX11WPW-TX.

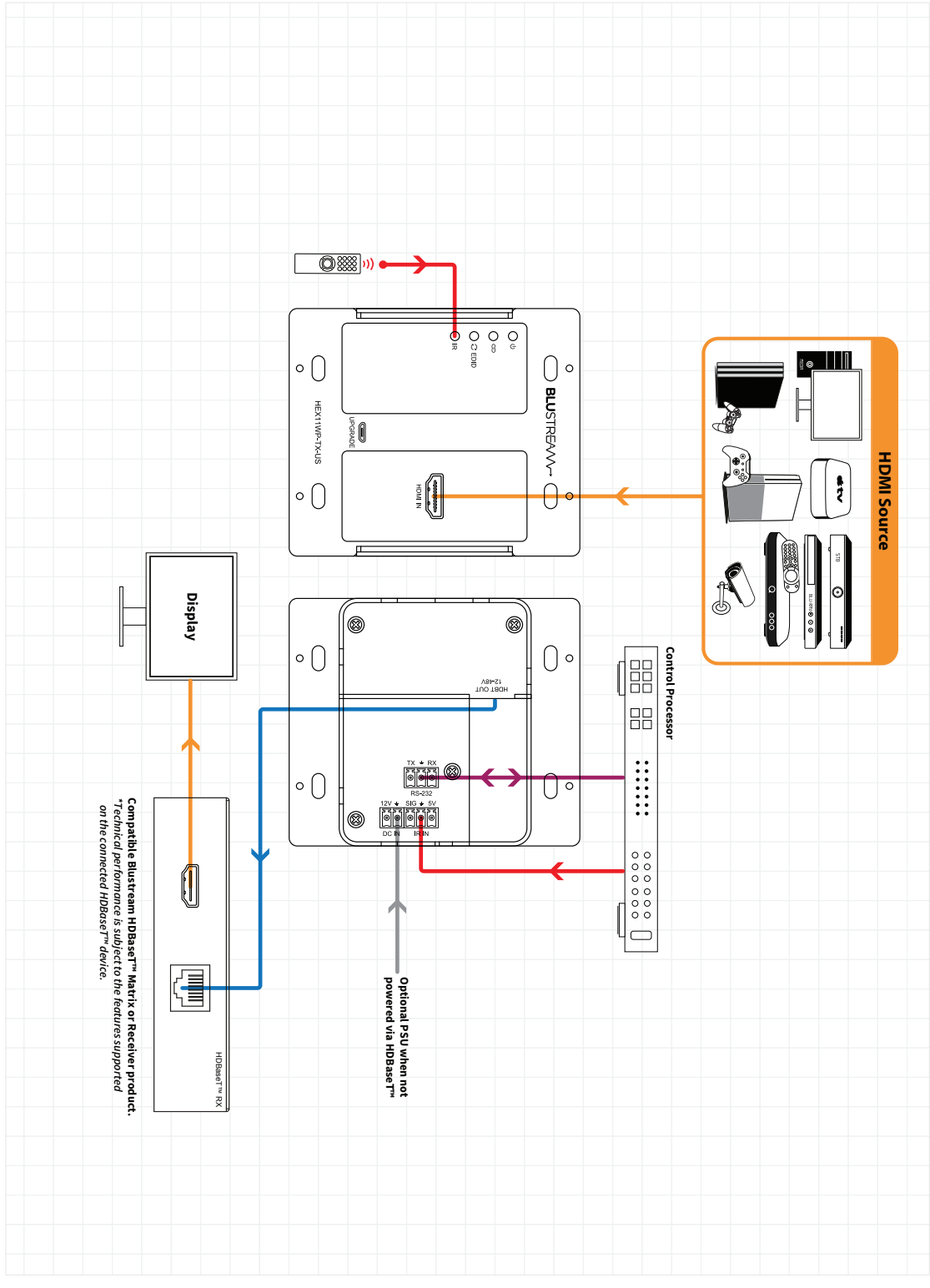
## EDID Management

The HEX11WP-TX-US features automatic EDID management to ensure signals being transmitted fall within the 10.2Gbps bandwidth requirement of HDBaseT™. The HEX11WP-TX-US will evaluate the EDID of the display device and modify its EDID value to ensure compatibility. The default maximum resolution supported is 4K @60Hz 4:2:0. By pressing the EDID selection button you can limit the maximum EDID to 4K @30Hz 4:4:4.

BLUSTREAM

Example Schematic  
HEX11WP-TX-US

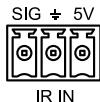
- RS-232
- HDMI
- Infrared
- CAT 6
- DC Power



## Infrared Receiver

The HEX11WP-TX-US features 2 x options for receiving of IR signals. The HEX11PW-TX-US has an in-built IR receiver on the front panel that will receive IR commands from line of sight IR remote controls, and a 3-pin Phoenix connection on the rear panel. You may need to cut and terminate the Blustream IR receiver (not supplied) into the Phoenix connector. The pin out configuration for the Blustream IR receiver is as follows:

- White - 5V
- Red - Signal
- Black - Ground



## Specifications

### HEX11WP-TX-US

**Video Input Connectors:** 1 x HDMI Type A, 19-pin, female

**Video Output Connectors:** 1 x HDBaseT™ RJ45 connector

**RS-232 Serial Port:** 1 x 3-pin Phoenix connector

**IR Input Port:** 1 x 3-pin Phoenix connector

**Local Power Input:** 1 x 2-pin Phoenix connector

**Module Dimensions (W x H x D):** 89mm x 105mm x 44mm (w/o faceplate)

**Faceplate Dimensions (W x H x D):** 115mm x 115mm x 6mm

**Cut Out Dimensions (W x H x D):** 89mm x 70mm x 37mm

**Mounting Hole Spacing:** US 97mm CTC

**Backbox Requirements:** US double gang junction box

**Shipping Weight:** 1.0Kg

**Operating Temperature:** 32°F to 104°F (-5°C to +55°C)

**Storage Temperature:** -4°F to 140°F (-25°C to +70°C)

**Power Supply:** 12V/1A DC

**NOTE:** Specifications are subject to change without notice. Weights and dimensions are approximate.

## Package Contents

### HEX11WP-TX-US

- 1 x HEX11WP-TX-US
- 1 x 12V/1A DC Power Supply
- 1 x Magnetic Faceplate
- 1 x Quick Reference Guide

## Certifications

### FCC NOTICE

This equipment has been tested and found to comply with the limits for a Class B digital device, pursuant to part 15 of the FCC Rules. These limits are designed to provide reasonable protection against harmful interference in a residential installation. This equipment generates, uses, and can radiate radio frequency energy and, if not installed and used in accordance with the instructions, may cause harmful interference to radio communications. However, there is no guarantee that interference will not occur in a particular installation. If this equipment does cause harmful interference to radio or television reception, which can be determined by turning the equipment off and on, the user is encouraged to try to correct the interference by one or more of the following measures:

- Reorient or relocate the receiving antenna.
- Increase the separation between the equipment and receiver.
- Connect the equipment into an outlet on a circuit different from that to which the receiver is connected.
- Consult the dealer or an experienced radio/TV technician for help.

**CAUTION** - changes or modifications not expressly approved by the party responsible for compliance could void the user's authority to operate the equipment.

### CANADA, INDUSTRY CANADA (IC) NOTICES

This Class B digital apparatus complies with Canadian ICES-003.

Operation is subject to the following two conditions: (1) this device may not cause interference, and (2) this device must accept any interference, including interference that may cause undesired operation of the device.

### CORRECT DISPOSAL OF THIS PRODUCT

This marking indicates that this product should not be disposed with other household wastes. To prevent possible harm to the environment or human health from uncontrolled waste disposal, recycle it responsibly to promote the sustainable reuse of material resources. To return your used device, please use the return and collection systems or contact the retailer where the product was purchased. They can take this product for environmentally safe recycling.