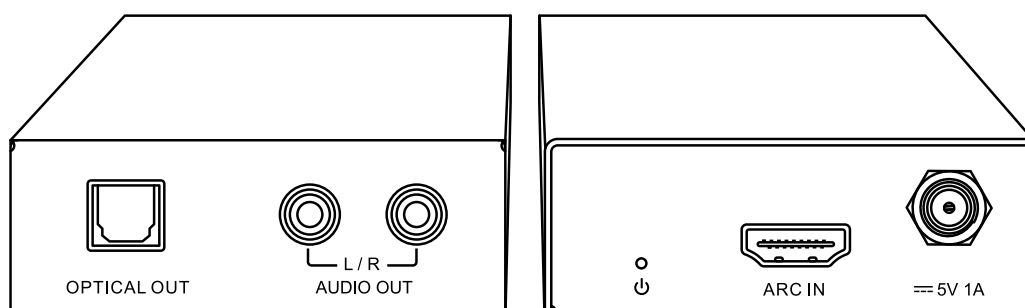


ARC11

Quick Reference Guide



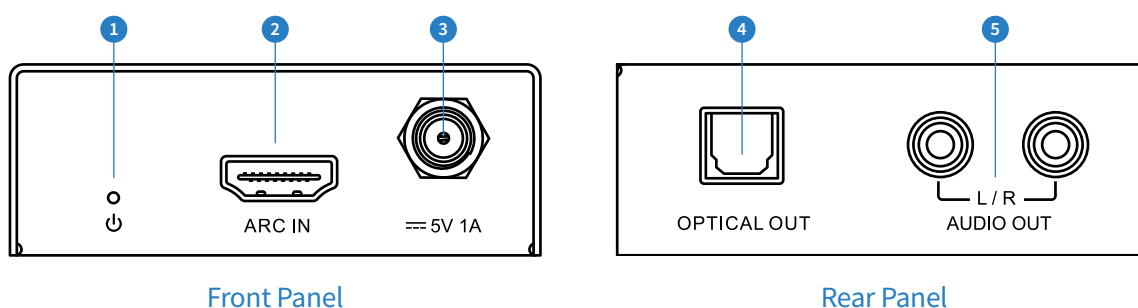
Introduction

The Blustream ARC11 has been designed to extract audio from the ARC (Audio Return Channel) of a display. Featuring both an analogue audio, and optical audio output, it can extract the ARC audio information for use within a multiroom audio distribution system.

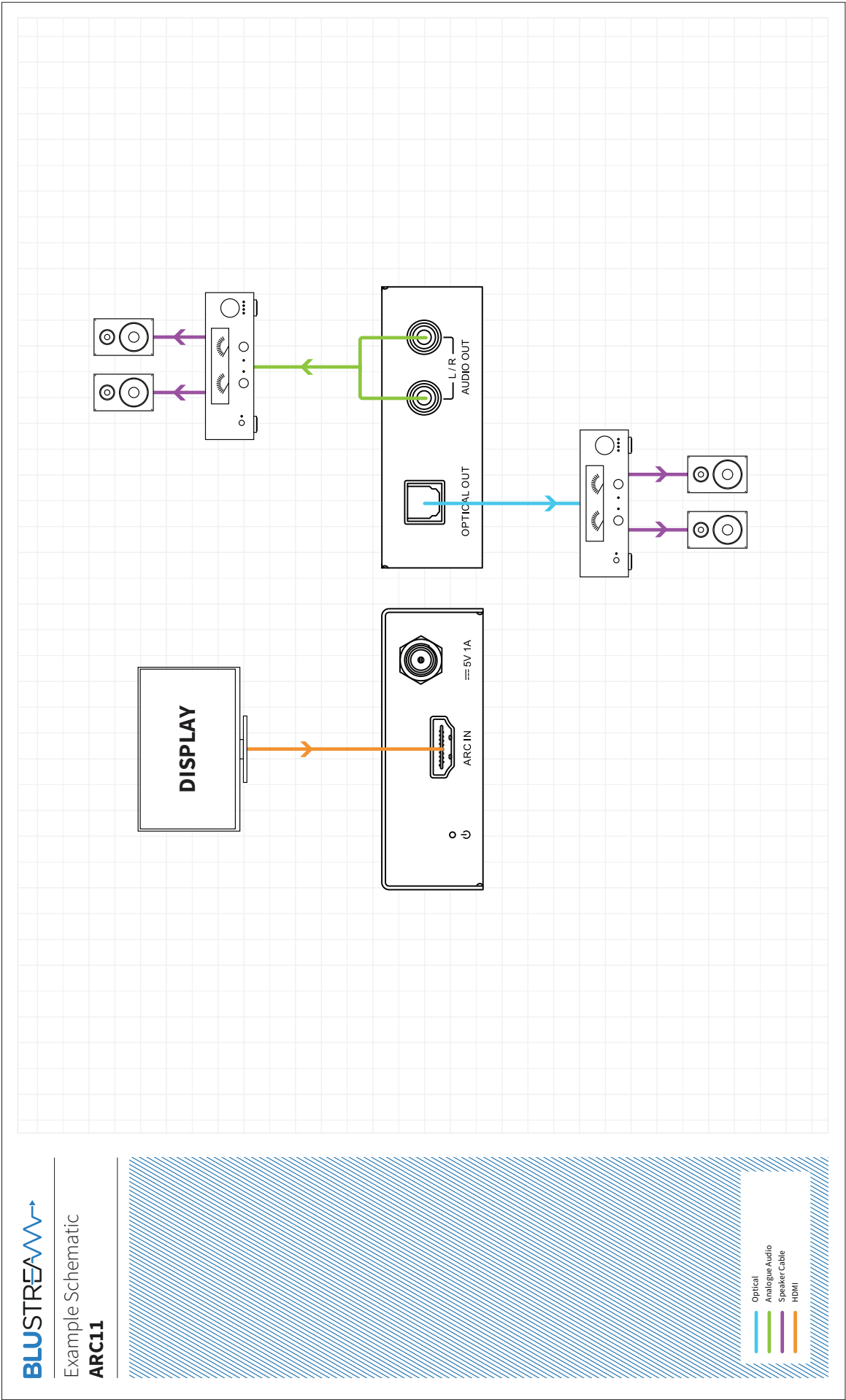
FEATURES:

- Extracts audio from the Audio Return Channel of a HDMI signal
- Features analogue audio breakout of 2ch PCM audio signals, where source audio is 2ch PCM
- Features optical audio breakout of multichannel and 2ch audio formats
- Supports pass through of 5.1 surround sound to Optical or 2 channel to analogue and optical outputs

Panel Description



- 1 Power LED Indicator - Dual colour LED. Lit blue when detecting unit is powered. Lit blue & purple when detecting ARC input
- 2 HDMI ARC Input - Connect to ARC HDMI input on display
- 3 Power Port - Use supplied 5V/1A DC adaptor
- 4 Optical Output - Toslink output will play extracted audio from Audio Return Channel
- 5 L/R Analogue Audio Output - RCA L/R 2ch output will play extracted 2ch PCM audio only from Audio Return Channel



Integration Notes

- The ARC11 audio extractor can only be used for the extraction of an ARC signal from a display, this will not breakout audio between source and display under normal HDMI signal distribution.
- CEC (Consumer Electronic Command), or HDMI Control, must be enabled on the display for this unit to receive the ARC signal.
- The distance from HDMI ARC input port on the display, and HDMI input on the ARC11 is specified to a maximum of 5m. Using a cable longer than this may not yield a stable signal.
- ARC can only be broken out from the designated HDMI ARC Input port on a display.

Specifications

ARC11

Audio Input Connectors: 1 x HDMI Type A, 19-pin, female

Audio Output Connectors: 2 x RCA analogue left/right, 1 x Toslink optical output

Dimensions (W x H x D): 70mm x 25mm x 23mm

Shipping Weight: 0.4 Kg

Operating Temperature: 32°F to 104°F (0°C to 40°C)

Storage Temperature: - 4°F to 140°F (- 20°C to 60°C)

Power Supply: 5V/1A DC USB

Package Contents

ARC11

- 1 x ARC11
- 1 x 5V/1A DC USB Power Supply
- 1 x Mounting Kit
- 1 x Quick Reference Guide

Certifications

FCC NOTICE

This equipment has been tested and found to comply with the limits for a Class B digital device, pursuant to part 15 of the FCC Rules. These limits are designed to provide reasonable protection against harmful interference in a residential installation. This equipment generates, uses, and can radiate radio frequency energy and, if not installed and used in accordance with the instructions, may cause harmful interference to radio communications. However, there is no guarantee that interference will not occur in a particular installation. If this equipment does cause harmful interference to radio or television reception, which can be determined by turning the equipment off and on, the user is encouraged to try to correct the interference by one or more of the following measures:

- Reorient or relocate the receiving antenna.
- Increase the separation between the equipment and receiver.
- Connect the equipment into an outlet on a circuit different from that to which the receiver is connected.
- Consult the dealer or an experienced radio/TV technician for help.

CAUTION - changes or modifications not expressly approved by the party responsible for compliance could void the user's authority to operate the equipment.

CANADA, INDUSTRY CANADA (IC) NOTICES

This Class B digital apparatus complies with Canadian ICES-003.

Operation is subject to the following two conditions: (1) this device may not cause interference, and (2) this device must accept any interference, including interference that may cause undesired operation of the device.

CORRECT DISPOSAL OF THIS PRODUCT

This marking indicates that this product should not be disposed with other household wastes. To prevent possible harm to the environment or human health from uncontrolled waste disposal, recycle it responsibly to promote the sustainable reuse of material resources. To return your used device, please use the return and collection systems or contact the retailer where the product was purchased. They can take this product for environmentally safe recycling.

Installer Notes: